


Make Your Own Lego Movies: A Step-by-Step Guide for Creative Kids (and Parents)

If you're looking for a fun and creative activity to do with your kids, making Lego movies is a great option. It's a great way to encourage their creativity, storytelling, and problem-solving skills. Plus, it's just plain fun!



The LEGO Animation Book: Make Your Own LEGO

Movies! by David Pagano

★★★★☆ 4.8 out of 5

Language : English

File size : 39595 KB

Screen Reader : Supported

Print length : 216 pages



In this ultimate guide, we'll walk you through everything you need to know to make your own Lego movies, from gathering your materials to editing your masterpiece. So grab your Lego bricks and get ready to let your imagination run wild!

Step 1: Gather Your Materials

To make your own Lego movies, you'll need a few basic materials:

- Lego bricks
- A camera (your phone camera will do just fine)
- A tripod (optional, but it will help to keep your camera steady)

- A computer with video editing software (optional, but it will allow you to add music, sound effects, and titles to your movie)

Once you have all of your materials, you're ready to start making your Lego movie!

Step 2: Build Your Lego Scene

The first step is to build your Lego scene. This is where you'll set the stage for your movie. You can build anything you want, from a simple room to an elaborate cityscape. Be creative and have fun!

Once you're happy with your scene, it's time to start filming.

Step 3: Film Your Lego Movie

To film your Lego movie, you'll need to set up your camera on a tripod (if you have one) and start recording. You can use the camera on your phone or a digital camera.

When you're filming, it's important to keep your camera steady and to move it slowly and smoothly. This will help to create a professional-looking movie.

You can film your movie in one take or in multiple takes. If you're filming in multiple takes, be sure to keep track of the order of the shots so that you can edit them together later.

Step 4: Edit Your Lego Movie

Once you've filmed your Lego movie, it's time to edit it. This is where you'll add music, sound effects, and titles to your movie.

There are many different video editing software programs available, both free and paid. If you're just starting out, you can use a free program like iMovie or Windows Movie Maker.

Once you've chosen a video editing program, you can start editing your movie. Here are a few tips:

- Trim your clips to remove any unnecessary footage.
- Add music and sound effects to enhance the atmosphere of your movie.
- Add titles to introduce your movie and to give it a professional finish.

Once you're happy with your edit, you can export your movie and share it with the world!

Tips for Making Great Lego Movies

Here are a few tips to help you make great Lego movies:


- **Plan your movie ahead of time.** What kind of story do you want to tell? What characters will be involved? Once you have a plan, it will be much easier to build your scene and film your movie.
- **Use good lighting.** Natural light is always best, but you can also use artificial light if necessary. Just make sure that your light source is bright enough to illuminate your scene evenly.
- **Keep your camera steady.** Use a tripod or find a stable surface to rest your camera on. This will help to create a professional-looking movie.

- **Move your camera slowly and smoothly.** This will help to create a more realistic effect.
- **Add music and sound effects to your movie.** This will help to enhance the atmosphere of your movie and to make it more engaging.
- **Share your movie with the world!** Once you're happy with your movie, share it with your friends, family, and the world on YouTube or another video sharing site.

Making Lego movies is a great way to encourage creativity, storytelling, and problem-solving skills in children. It's also a lot of fun! So grab your Lego bricks and get started today. Who knows, you may just create the next blockbuster hit!

Additional Resources

- Lego Make Something website
- The Brick Show YouTube channel
- Stop Motion Animation for Kids and Parents book



The LEGO Animation Book: Make Your Own LEGO

Movies! by David Pagano

★★★★☆ 4.8 out of 5

Language : English

File size : 39595 KB

Screen Reader : Supported

Print length : 216 pages

FREE


DOWNLOAD E-BOOK





Slightly Higher Interval Training For 5k Runners: A Comprehensive Guide to Enhanced Performance

Interval training has become an indispensable component in the training regimens of 5k runners worldwide. It offers a unique blend of intensity and recovery, challenging...



Lazarillo de Tormes and the Swindler: A Tale of Deception and Wit

The story of Lazarillo de Tormes and the swindler is a classic tale of deception and wit, which has captivated readers for centuries. This picaresque novel,...