


# The Simple System to Escape Classroom Management Disaster

Are you tired of spending your teaching days fighting fires and struggling to maintain order in your classroom? If so, you're not alone. Classroom management is one of the biggest challenges that teachers face, but it doesn't have to be that way.



## Culture-Focused Teaching: The Simple System to Escape Classroom Management Disaster: And Fall In Love with Teaching Again by Dr. Dee Bell Williams

★★★★☆ 4.8 out of 5

Language	: English
File size	: 2919 KB
Text-to-Speech	: Enabled
Screen Reader	: Supported
Enhanced typesetting	: Enabled
Word Wise	: Enabled
Print length	: 186 pages
Lending	: Enabled



In this article, I'll share a simple system that you can use to transform your classroom management and create a positive and productive learning environment. This system is based on three key principles:

1. **Establish clear expectations.** Students need to know what is expected of them in order to behave appropriately. This means setting

clear rules and procedures and communicating them to students in a way that they can understand.

2. **Provide positive reinforcement.** When students follow the rules, it's important to acknowledge and reward them. This will help them to see that their good behavior is valued and will encourage them to continue behaving appropriately.
3. **Address inappropriate behavior promptly and effectively.** When students misbehave, it's important to address the behavior immediately and in a way that is fair and consistent. This will help students to learn from their mistakes and will deter them from misbehaving in the future.

These three principles are the foundation of a successful classroom management system. By following these principles, you can create a classroom where students are engaged in learning and where discipline problems are minimized.

## **Establish Clear Expectations**

The first step to effective classroom management is to establish clear expectations. This means setting clear rules and procedures and communicating them to students in a way that they can understand.

When setting rules, it's important to keep the following in mind:

- **Rules should be simple and easy to understand.** Students should be able to remember and follow the rules without difficulty.
- **Rules should be fair and consistent.** Students should feel that the rules are fair and that they are applied consistently to all students.

- **Rules should be positive.** Instead of focusing on what students can't do, focus on what they should do.

Once you have established your rules, it's important to communicate them to students in a way that they can understand. This means explaining the rules clearly and answering any questions that students may have. It's also helpful to post the rules in a prominent place in the classroom so that students can refer to them as needed.

### **Provide Positive Reinforcement**

When students follow the rules, it's important to acknowledge and reward them. This will help them to see that their good behavior is valued and will encourage them to continue behaving appropriately.

There are many different ways to provide positive reinforcement, such as:

- **Verbal praise.** Simply saying "good job" or "thank you" can be a powerful reinforcer for students.
- **Non-verbal cues.** Smiling, nodding, or giving students a high-five are all non-verbal cues that can let students know that their behavior is appreciated.
- **Tangible rewards.** Small tangible rewards, such as stickers, pencils, or small toys, can also be effective reinforcers for students.

It's important to provide positive reinforcement immediately after the desired behavior occurs. This will help students to make the connection between their behavior and the reward.

### **Address Inappropriate Behavior Promptly and Effectively**

When students misbehave, it's important to address the behavior immediately and in a way that is fair and consistent.


There are many different ways to address inappropriate behavior, such as:

- **Verbal reprimands.** A verbal reprimand is a simple way to let a student know that their behavior is unacceptable.
- **Time-outs.** A time-out is a short break from the activity that the student was engaged in. This can give the student a chance to calm down and reflect on their behavior.
- **Detentions.** A detention is a longer break from the activity that the student was engaged in. This can be used for more serious misbehavior.

It's important to choose the appropriate consequence for the misbehavior. The consequence should be fair and consistent, and it should help the student to learn from their mistake.

By following the simple system outlined in this article, you can transform your classroom management and create a positive and productive learning environment. This system is based on the principles of establishing clear expectations, providing positive reinforcement, and addressing inappropriate behavior promptly and effectively. By following these principles, you can create a classroom where students are engaged in learning and where discipline problems are minimized.

**Culture-Focused Teaching: The Simple System to  
Escape Classroom Management Disaster: And Fall In  
Love with Teaching Again** by Dr. Dee Bell Williams




★★★★☆ 4.8 out of 5  
Language : English  
File size : 2919 KB  
Text-to-Speech : Enabled  
Screen Reader : Supported  
Enhanced typesetting : Enabled  
Word Wise : Enabled  
Print length : 186 pages  
Lending : Enabled



## Slightly Higher Interval Training For 5k Runners: A Comprehensive Guide to Enhanced Performance

Interval training has become an indispensable component in the training regimens of 5k runners worldwide. It offers a unique blend of intensity and recovery, challenging...



## Lazarillo de Tormes and the Swindler: A Tale of Deception and Wit

The story of Lazarillo de Tormes and the swindler is a classic tale of deception and wit, which has captivated readers for centuries. This picaresque novel,...