


The Ultimate Guide to Housing and Caring for Healthy Dwarf Hamsters

Dwarf hamsters are charming and curious little creatures that can make wonderful companion pets. However, it's essential to provide them with the right environment and care to ensure their well-being and happiness. This comprehensive guide will provide you with all the necessary information to create the perfect home for your beloved dwarf hamster.

Choosing the Ideal Habitat

The first step to providing a safe and comfortable home for your dwarf hamster is selecting the appropriate habitat. Here are some key factors to consider:



DWARF HAMSTERS FOR NOVICES: The Perfect Guide on How to Raise and Tame Healthy Dwarf Hamsters, Housing, Feeding, Health, Bleeding and Diet. Dwarf Hamster as pets by Melody Rogers

★★★★★ 5 out of 5

Language : English
File size : 354 KB
Text-to-Speech : Enabled
Screen Reader : Supported
Enhanced typesetting : Enabled
Print length : 21 pages
Lending : Enabled



* **Size:** Dwarf hamsters are active and playful, so they require a cage that offers ample space to move around. The minimum size recommended for a single dwarf hamster is 24 inches long by 12 inches wide by 12 inches high. * **Type:** There are several types of cages available for dwarf hamsters, including wire and plastic enclosures. Wire cages provide excellent ventilation but can be noisy and may allow for escape. Plastic cages are more durable but require proper ventilation. * **Features:** Look for cages that include features such as multiple levels, tunnels, and hiding places. These provide enrichment and stimulation for your hamster.

Essential Amenities for a Thriving Hamster

Once you've chosen the perfect habitat, it's time to equip it with essential amenities to ensure a healthy and enjoyable life for your dwarf hamster. These include:

* **Bedding:** Provide a layer of soft, absorbent bedding such as shredded paper, aspen shavings, or fleece. This will keep your hamster warm and comfortable. * **Food and Water:** Place a food dish and water bottle in easily accessible locations. Select a nutritionally complete hamster food and provide fresh water daily. * **Hiding Places:** Dwarf hamsters are prey animals and need plenty of places to hide and feel secure. Include small houses, tunnels, or boxes in the cage. * **Exercise Wheel:** These are essential for dwarf hamsters to stay active and release energy. Choose a wheel that is large enough for your hamster to run comfortably. * **Toys:** Provide a variety of toys to keep your hamster entertained, such as chew toys, puzzle feeders, and balls.

Environmental Parameters for Optimal Health

Dwarf hamsters thrive in specific environmental conditions. Maintaining these parameters is crucial for their well-being:

* **Temperature:** Ideal temperature range is between 65°F to 75°F (18°C to 24°C). Avoid sudden temperature changes. * **Humidity:** Dwarf hamsters prefer a humidity level of around 30-40%. Provide a humidifier if necessary. * **Lighting:** Hamsters are nocturnal and require a dark and quiet environment during the day. Use a night light or keep the cage in a low-light area.

Proper Nutrition for a Healthy Hamster

A balanced diet is essential for dwarf hamsters. Provide a combination of the following:

* **Commercial Hamster Food:** Select a high-quality hamster food that is formulated specifically for dwarf hamsters. * **Fruits and Vegetables:** Offer small amounts of fresh fruits and vegetables such as apples, bananas, carrots, and broccoli as treats. * **Protein:** Provide occasional treats containing protein, such as mealworms or hard-boiled egg.

Maintaining Hygiene and Health

Maintaining a clean and healthy environment is crucial for your dwarf hamster's well-being:

* **Cage Cleaning:** Clean the entire cage thoroughly every 1-2 weeks, including removing soiled bedding and cleaning toys. * **Litter Training:** Dwarf hamsters can be litter trained. Place a small litter box filled with hamster-specific litter in a corner of their cage. * **Grooming:** Hamsters

groom themselves regularly. However, provide a sand bath occasionally for them to roll in and remove excess oil from their fur.

Socialization and Handling

Dwarf hamsters can be friendly and sociable pets if properly socialized:

* **Handling:** Handle your hamster gently and regularly to build trust and reduce stress. Allow them to explore your hands before picking them up. *

Interactions: Supervise interactions between children and hamsters, especially young children, to ensure gentle and respectful handling. *

Housing Multiple Hamsters: Dwarf hamsters can be housed together if introduced properly at a young age. However, carefully observe their interactions and separate them if signs of aggression arise.

Veterinary Care and Health Monitoring

Regular veterinary checkups are essential for your dwarf hamster's health:

* **Initial Exam:** Schedule an initial checkup with a veterinarian experienced in exotic animals to establish a baseline for your hamster's health. *

Vaccinations: There are no specific vaccinations recommended for dwarf hamsters, but consult with your veterinarian about potential risks and preventative measures. * **Health Monitoring:** Monitor your hamster's weight, activity level, and overall appearance regularly. Any sudden changes may indicate a health issue.

Common Health Issues in Dwarf Hamsters

Dwarf hamsters are generally hardy animals, but they may encounter certain health issues:

* **Respiratory Infections:** Symptoms include sneezing, coughing, and difficulty breathing. Caused by bacteria, viruses, or environmental factors. *

Skin Conditions: Ringworm and mites are common skin conditions that can cause itching and hair loss. Treat with appropriate medications. *


Dental Problems: Overgrown teeth can cause difficulty eating and pain. Regular vet checkups can detect and correct these issues. *

* **Wet Tail:** A bacterial infection that can cause diarrhea and dehydration. Early treatment is crucial.

Lifespan and Enrichment

With proper care, dwarf hamsters can live for 2-3 years. To enhance their well-being, provide a stimulating environment with plenty of mental and physical enrichment. Engage in regular play, offer interactive toys, and customize their cage to cater to their natural instincts.

Providing a loving and nurturing home for your dwarf hamster is essential for their health and happiness. By following the comprehensive guidelines outlined in this guide, you can create the perfect environment for your furry companion to thrive. Remember, they are not just pets but small creatures with unique needs and personalities that deserve the best possible care.



DWARF HAMSTERS FOR NOVICES: The Perfect Guide on How to Raise and Tame Healthy Dwarf Hamsters, Housing, Feeding, Health, Bleeding and Diet. Dwarf

Hamster as pets by Melody Rogers

★★★★★ 5 out of 5

Language : English

File size : 354 KB

Text-to-Speech : Enabled

Screen Reader : Supported


Enhanced typesetting : Enabled

Print length : 21 pages
Lending : Enabled



Slightly Higher Interval Training For 5k Runners: A Comprehensive Guide to Enhanced Performance

Interval training has become an indispensable component in the training regimens of 5k runners worldwide. It offers a unique blend of intensity and recovery, challenging...



Lazarillo de Tormes and the Swindler: A Tale of Deception and Wit

The story of Lazarillo de Tormes and the swindler is a classic tale of deception and wit, which has captivated readers for centuries. This picaresque novel,...